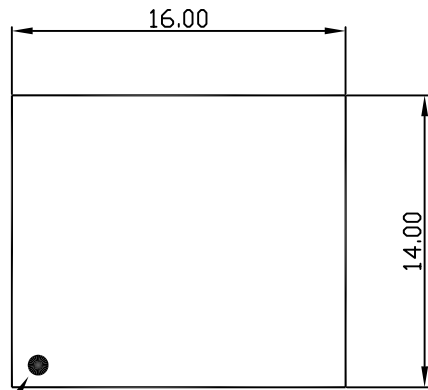
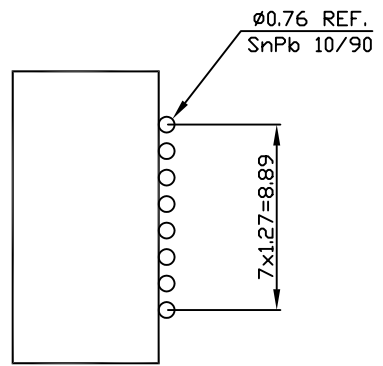
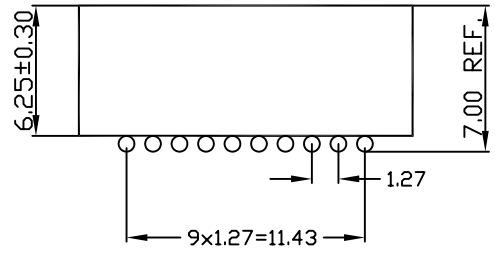


THIS DOCUMENT IS 3D-PLUS PROPERTY.
IT MAY NOT BE USED REPRODUCED OR TRANSMITTED WITHOUT THEIR APPROVAL.

CE DOCUMENT EST LA PROPRIETE DE LA SOCIETE 3D-PLUS.
IL NE PEUT ETRE REPRODUIT OU COMMUNIQUE SANS SON AUTORISATION.



Pin A1 Indicator

NOTE : Dimensions in Millimeters
PACKAGE C4 = 4 LEVEL
CONNECTIC = BGA 79 BALL (8x10)
PITCH = 1.27

TOLERANCES GENERALES (GENERAL TOLERANCE)					
USINAGE (TOOLING) ±0.20	PERCEGE (DRILLING) ±0.05		First Issue	19/02/04	ST 1
			MODIFICATIONS		
DESSINE PAR (DRAWN BY)	NOM (NAME) S. TEVERINI	DATE 19/02/2004			
VERIFIE PAR (CHECKED BY)	NOM (NAME) R. BOCAGE	DATE 19/02/2004			
APPROUVE PAR (APPROVED BY)	NOM (NAME)	DATE			
ECHELLE (SCALE) NONE			FORMAT (SIZE) A3	Mechanical Drawing Module PACKAGE C4	
			PLANCHIE (SHEET) 1/1		

3Dplus D

Module :
Fonction :
P.C.B :
Document :

A B C D E F G H J K L M N P

1
2
3
4
5
6
7
8